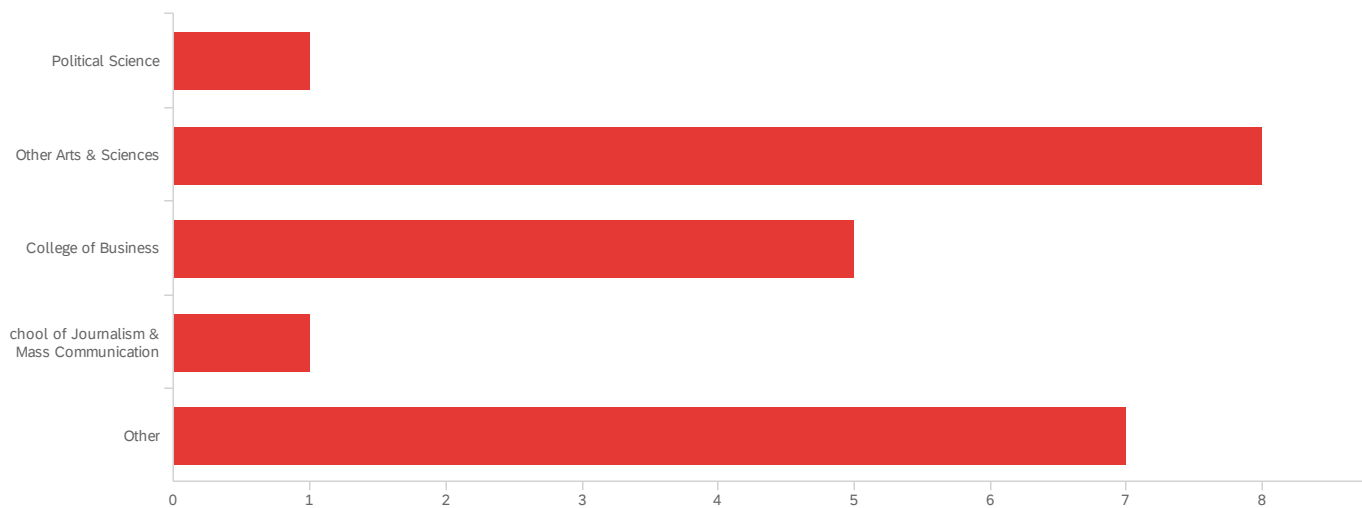


# Default Report

POLS 1101 Colt Jensen Fall 2023 Evaluation (38-501)

December 7, 2023 2:06 PM MST

## Q1 - What is your major?

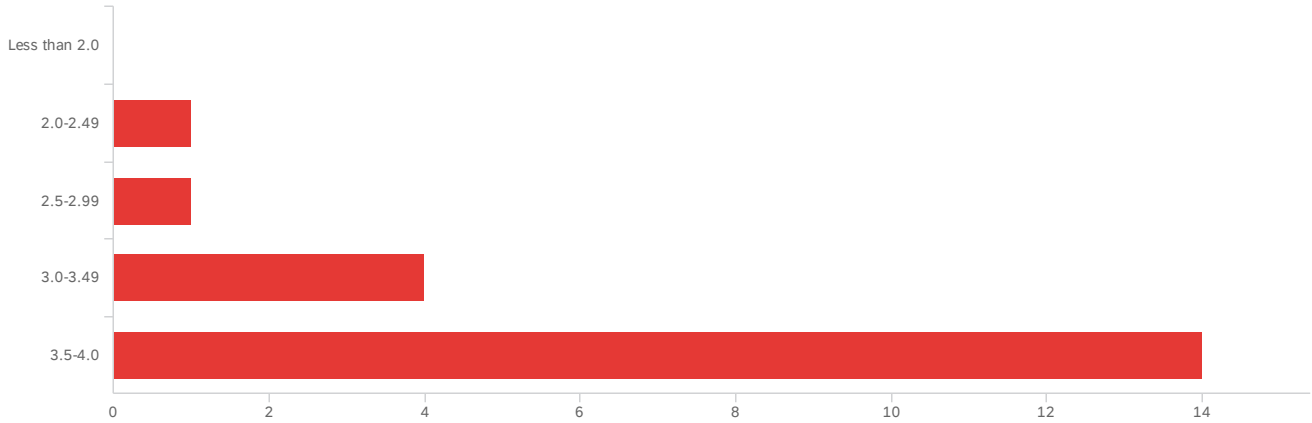


#	Field	Minimum	Maximum	Mean	Std Deviation	Variance	Count
1	What is your major?	1.00	5.00	3.23	1.35	1.81	22

#	Field	Choice Count
1	Political Science	4.55% 1
2	Other Arts & Sciences	36.36% 8
3	College of Business	22.73% 5
4	School of Journalism & Mass Communication	4.55% 1
5	Other	31.82% 7
		22

Showing rows 1 - 6 of 6

Q2 - What is your cumulative grade point average at the University of Georgia? (Skip if this is your first semester here)

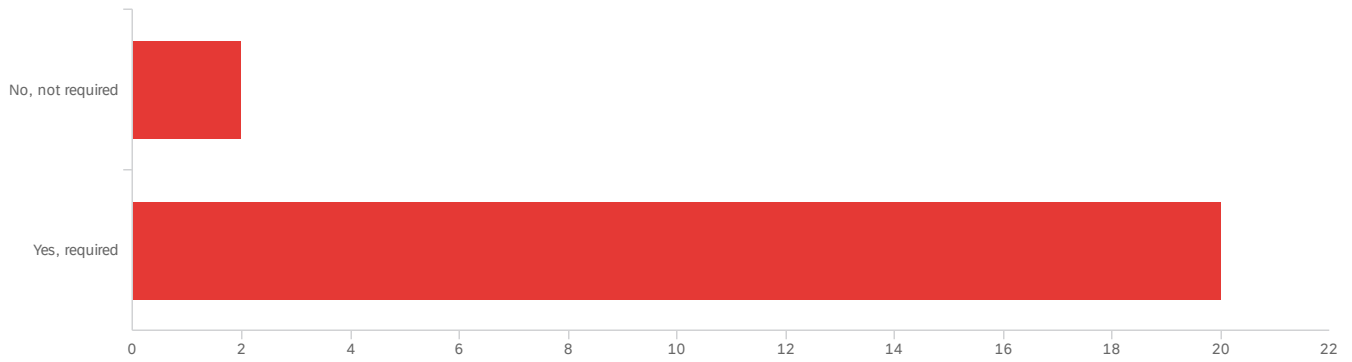


#	Field	Minimum	Maximum	Mean	Std Deviation	Variance	Count
1	What is your cumulative grade point average at the University of Georgia? (Skip if this is your first semester here)	2.00	5.00	4.55	0.80	0.65	20

#	Field	Choice Count
1	Less than 2.0	0.00% 0
2	2.0-2.49	5.00% 1
3	2.5-2.99	5.00% 1
4	3.0-3.49	20.00% 4
5	3.5-4.0	70.00% 14
		20

Showing rows 1 - 6 of 6

### Q3 - Was this course required for your degree?



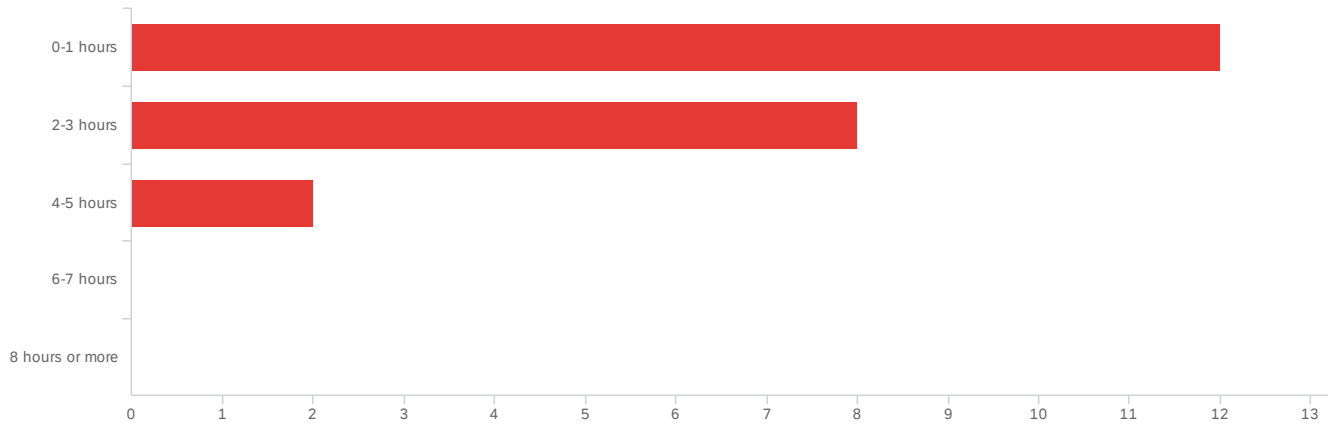
#	Field	Minimum	Maximum	Mean	Std Deviation	Variance	Count
1	Was this course required for your degree?	1.00	2.00	1.91	0.29	0.08	22

#	Field	Choice Count
1	No, not required	9.09% 2
2	Yes, required	90.91% 20

22

Showing rows 1 - 3 of 3

Q4 - On average, how many hours per week did you devote to this course outside of class?

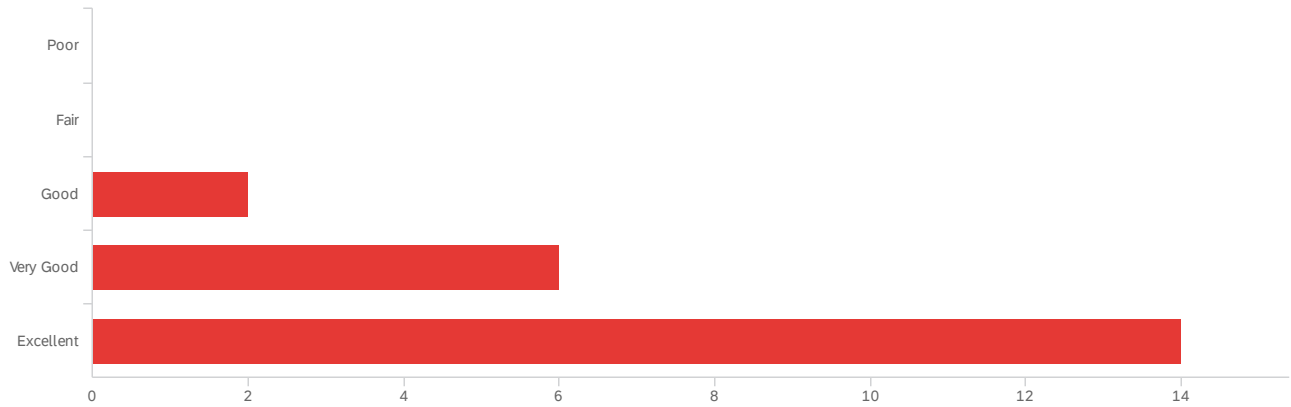


#	Field	Minimum	Maximum	Mean	Std Deviation	Variance	Count
1	On average, how many hours per week did you devote to this course outside of class?	1.00	3.00	1.55	0.66	0.43	22

#	Field	Choice Count
1	0-1 hours	54.55% 12
2	2-3 hours	36.36% 8
3	4-5 hours	9.09% 2
4	6-7 hours	0.00% 0
5	8 hours or more	0.00% 0
		22

Showing rows 1 - 6 of 6

Q5 - Preparation: A teacher's effectiveness depends in part on preparation, which is indicated by success in conducting the class meetings in accordance with some general plan. Rate your professor on your estimate of his/her course preparation and organization.



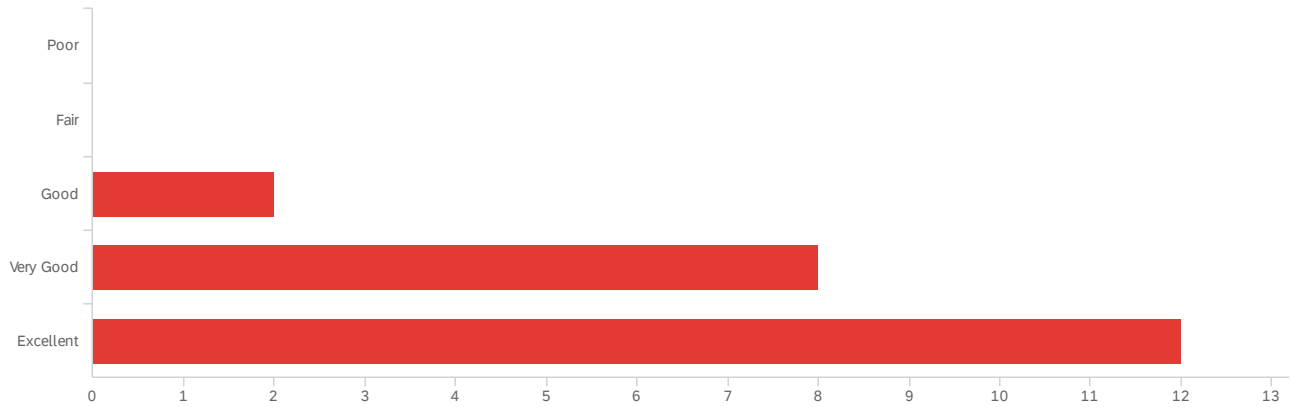
#	Field	Minimum	Maximum	Mean	Std Deviation	Variance	Count
1	Preparation: A teacher's effectiveness depends in part on preparation, which is indicated by success in conducting the class meetings in accordance with some general plan. Rate your professor on your estimate of his/her course preparation and organization.	3.00	5.00	4.55	0.66	0.43	22

#	Field	Choice Count
1	Poor	0.00% 0
2	Fair	0.00% 0
3	Good	9.09% 2
4	Very Good	27.27% 6
5	Excellent	63.64% 14
		22

Showing rows 1 - 6 of 6

Q6 - Instruction: Successful teachers use various methods of instruction to guide

students toward an understanding of the topics of the course. Rate your professor on the effectiveness of the methods used to explain and present the material.

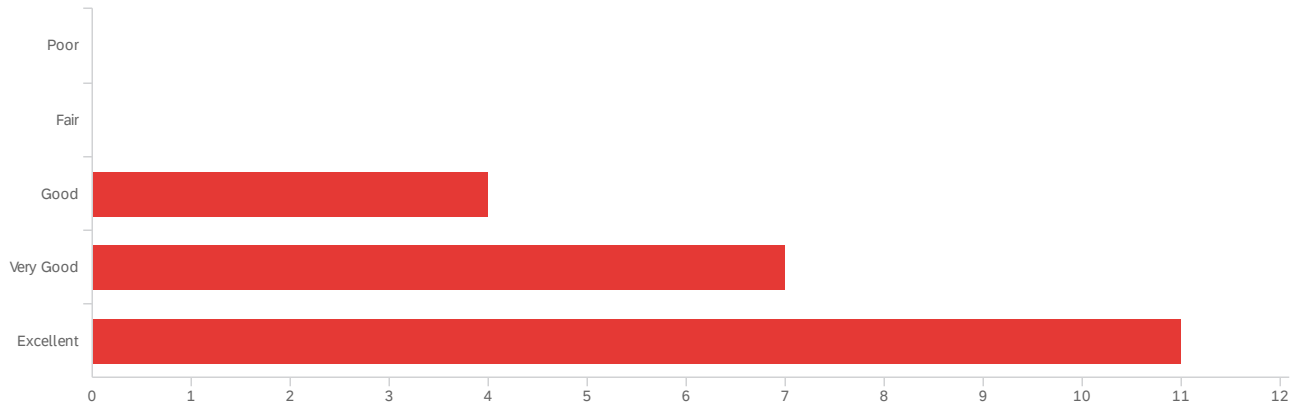


#	Field	Minimum	Maximum	Mean	Std Deviation	Variance	Count
1	Instruction: Successful teachers use various methods of instruction to guide students toward an understanding of the topics of the course. Rate your professor on the effectiveness of the methods used to explain and present the material.	3.00	5.00	4.45	0.66	0.43	22

#	Field	Choice Count
1	Poor	0.00% 0
2	Fair	0.00% 0
3	Good	9.09% 2
4	Very Good	36.36% 8
5	Excellent	54.55% 12
		22

Showing rows 1 - 6 of 6

Q7 - Stimulation of Interest: One measure of a teacher's success is the ability to generate intellectual interest. How does your professor rate?

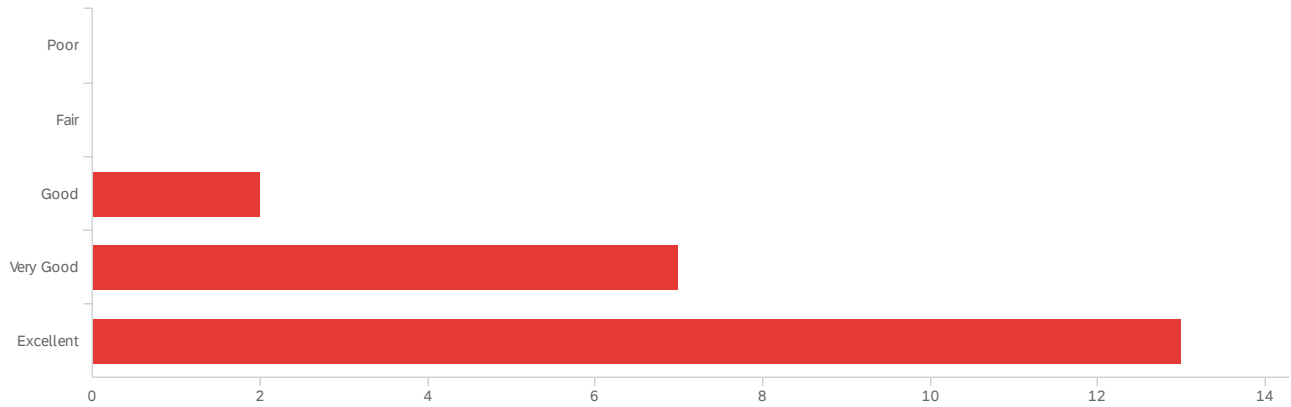


#	Field	Minimum	Maximum	Mean	Std Deviation	Variance	Count
1	Stimulation of Interest: One measure of a teacher's success is the ability to generate intellectual interest. How does your professor rate?	3.00	5.00	4.32	0.76	0.58	22

#	Field	Choice Count
1	Poor	0.00% 0
2	Fair	0.00% 0
3	Good	18.18% 4
4	Very Good	31.82% 7
5	Excellent	50.00% 11
		22

Showing rows 1 - 6 of 6

Q8 - Breadth: Rate your professor on his/her success in relating the material of this course to broader areas of practical and intellectual concern.



#	Field	Minimum	Maximum	Mean	Std Deviation	Variance	Count
1	Breadth: Rate your professor on his/her success in relating the material of this course to broader areas of practical and intellectual concern.	3.00	5.00	4.50	0.66	0.43	22

#	Field	Choice Count
1	Poor	0.00% 0
2	Fair	0.00% 0
3	Good	9.09% 2
4	Very Good	31.82% 7
5	Excellent	59.09% 13
		22

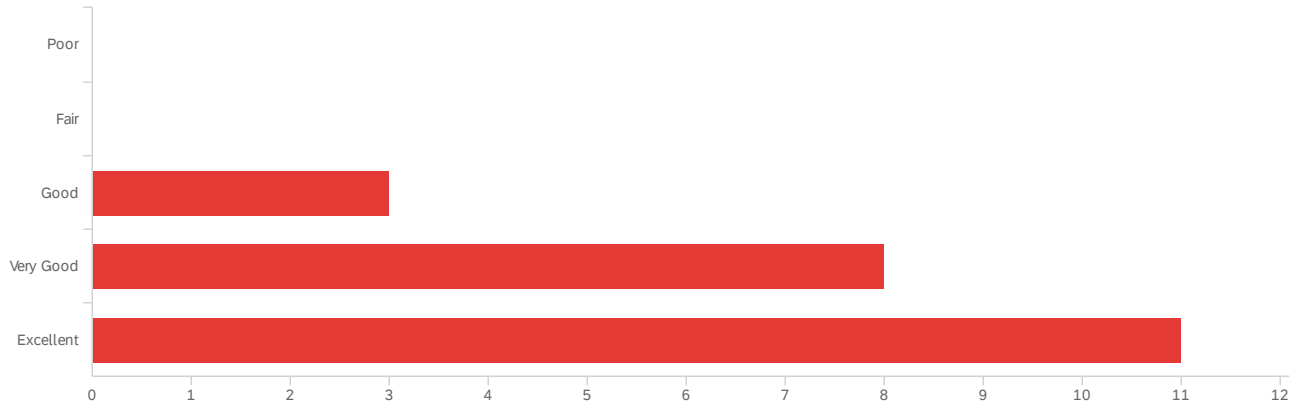
Showing rows 1 - 6 of 6



## Q9 - Concern for Students: A good teacher shows concern for the intellectual

development of students in various ways, such as keeping up with their progress, making them aware of their deficiencies, and being available for individual help when necessary.

How does your professor rate?

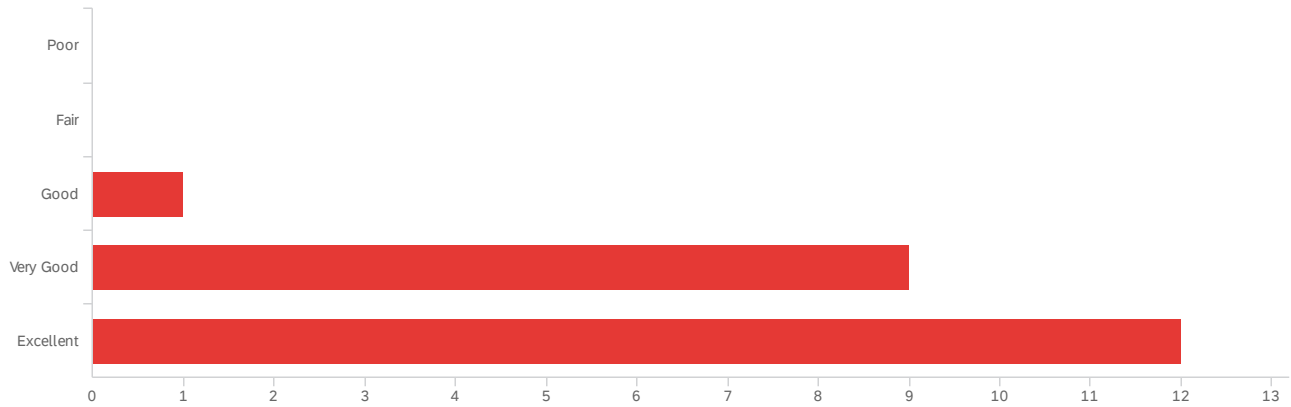


#	Field	Minimum	Maximum	Mean	Std Deviation	Variance	Count
1	Concern for Students: A good teacher shows concern for the intellectual development of students in various ways, such as keeping up with their progress, making them aware of their deficiencies, and being available for individual help when necessary. How does your professor rate?	3.00	5.00	4.36	0.71	0.50	22

#	Field	Choice Count
1	Poor	0.00% 0
2	Fair	0.00% 0
3	Good	13.64% 3
4	Very Good	36.36% 8
5	Excellent	50.00% 11
		22

Q10 - Overall Rating: Taking into account the many qualities that contribute to good teaching, rate your professor on his/her overall effectiveness as a teacher.

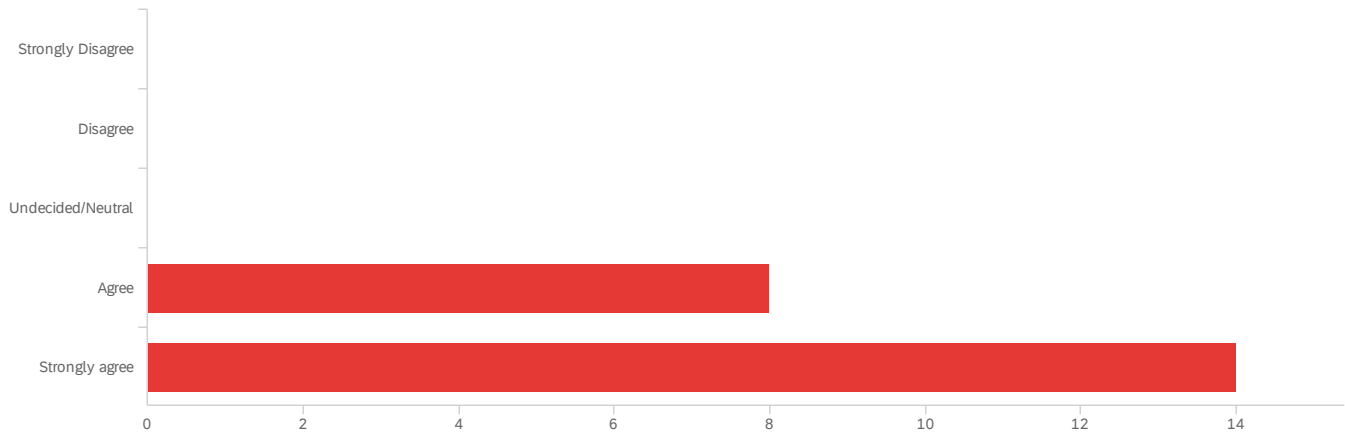


#	Field	Minimum	Maximum	Mean	Std Deviation	Variance	Count
1	Overall Rating: Taking into account the many qualities that contribute to good teaching, rate your professor on his/her overall effectiveness as a teacher.	3.00	5.00	4.50	0.58	0.34	22

#	Field	Choice Count
1	Poor	0.00% 0
2	Fair	0.00% 0
3	Good	4.55% 1
4	Very Good	40.91% 9
5	Excellent	54.55% 12
		22

Showing rows 1 - 6 of 6

## Q11 - The instructor explains things clearly.

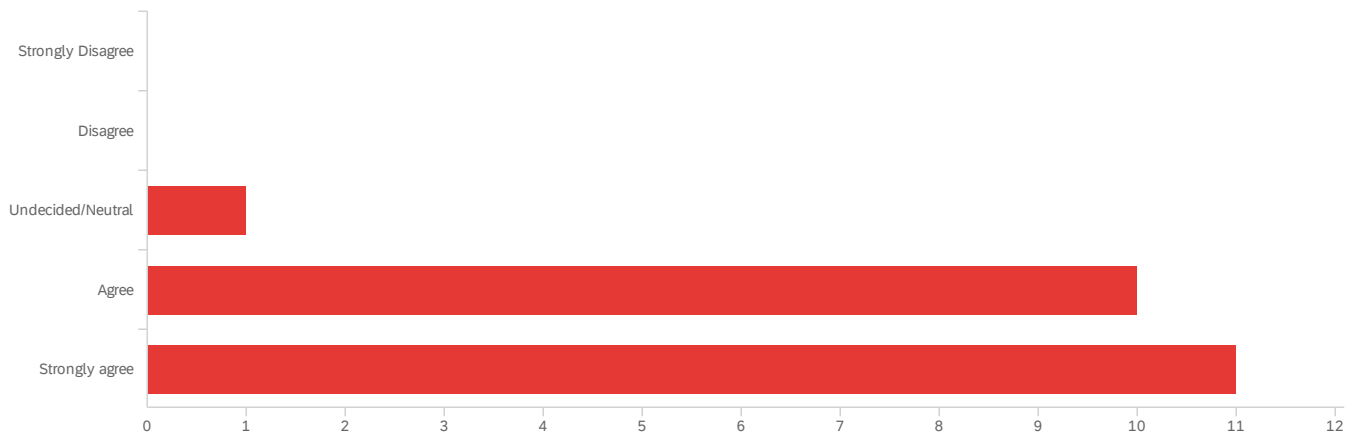


#	Field	Minimum	Maximum	Mean	Std Deviation	Variance	Count
1	The instructor explains things clearly.	4.00	5.00	4.64	0.48	0.23	22

#	Field	Choice Count
1	Strongly Disagree	0.00% 0
2	Disagree	0.00% 0
3	Undecided/Neutral	0.00% 0
4	Agree	36.36% 8
5	Strongly agree	63.64% 14
		22

Showing rows 1 - 6 of 6

## Q12 - I learned a great deal about the subject matter.

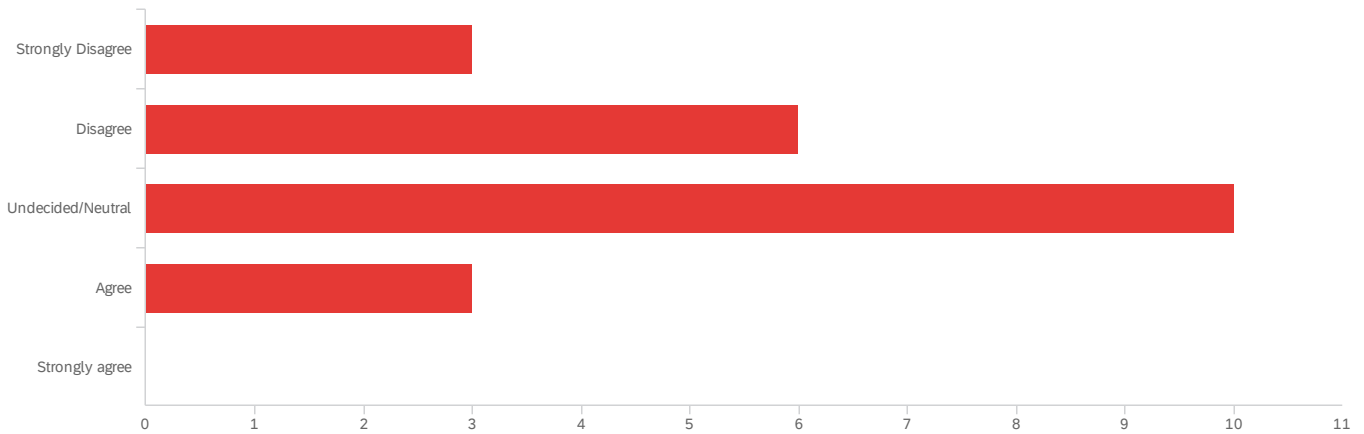


#	Field	Minimum	Maximum	Mean	Std Deviation	Variance	Count
1	I learned a great deal about the subject matter.	3.00	5.00	4.45	0.58	0.34	22

#	Field	Choice Count
1	Strongly Disagree	0.00% 0
2	Disagree	0.00% 0
3	Undecided/Neutral	4.55% 1
4	Agree	45.45% 10
5	Strongly agree	50.00% 11
		22

Showing rows 1 - 6 of 6

### Q13 - This course was demanding compared to other courses at this level.

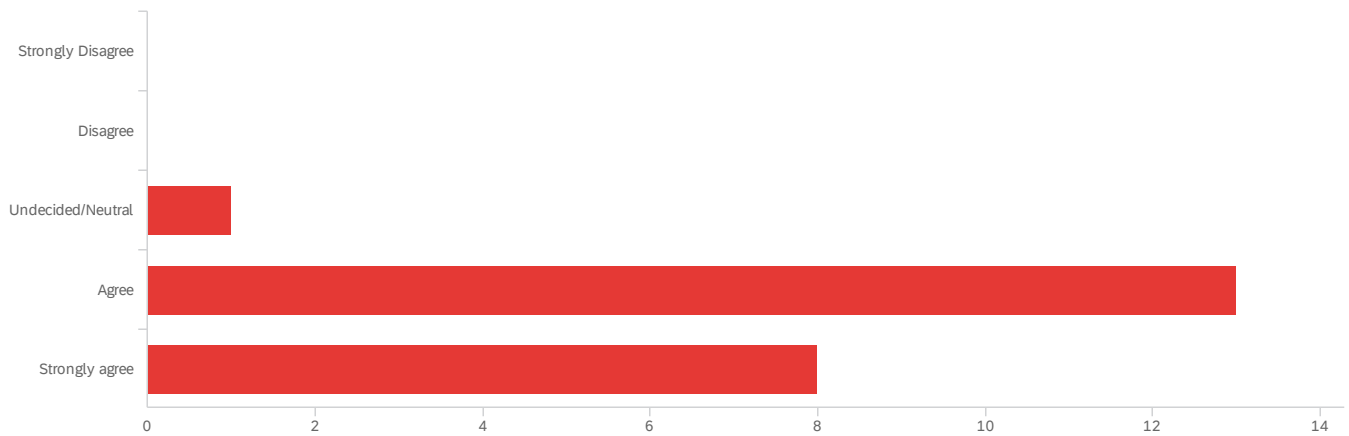


#	Field	Minimum	Maximum	Mean	Std Deviation	Variance	Count
1	This course was demanding compared to other courses at this level.	1.00	4.00	2.59	0.89	0.79	22

#	Field	Choice Count
1	Strongly Disagree	13.64% 3
2	Disagree	27.27% 6
3	Undecided/Neutral	45.45% 10
4	Agree	13.64% 3
5	Strongly agree	0.00% 0
		22

Showing rows 1 - 6 of 6

## Q14 - The instructor facilitates questions and discussion.

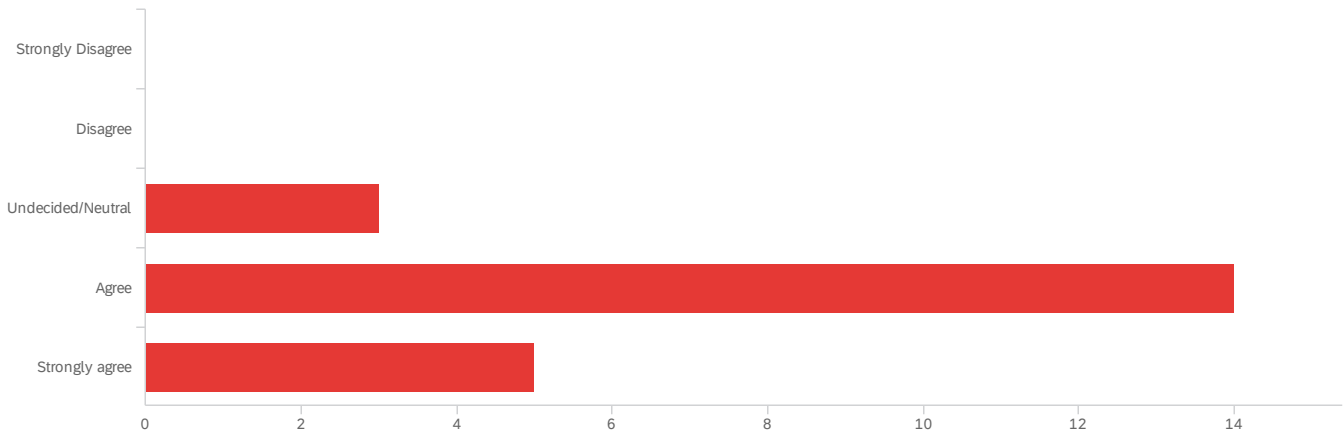


#	Field	Minimum	Maximum	Mean	Std Deviation	Variance	Count
1	The instructor facilitates questions and discussion.	3.00	5.00	4.32	0.55	0.31	22

#	Field	Choice Count
1	Strongly Disagree	0.00% 0
2	Disagree	0.00% 0
3	Undecided/Neutral	4.55% 1
4	Agree	59.09% 13
5	Strongly agree	36.36% 8
		22

Showing rows 1 - 6 of 6

## Q15 - This course challenged me to think and learn.

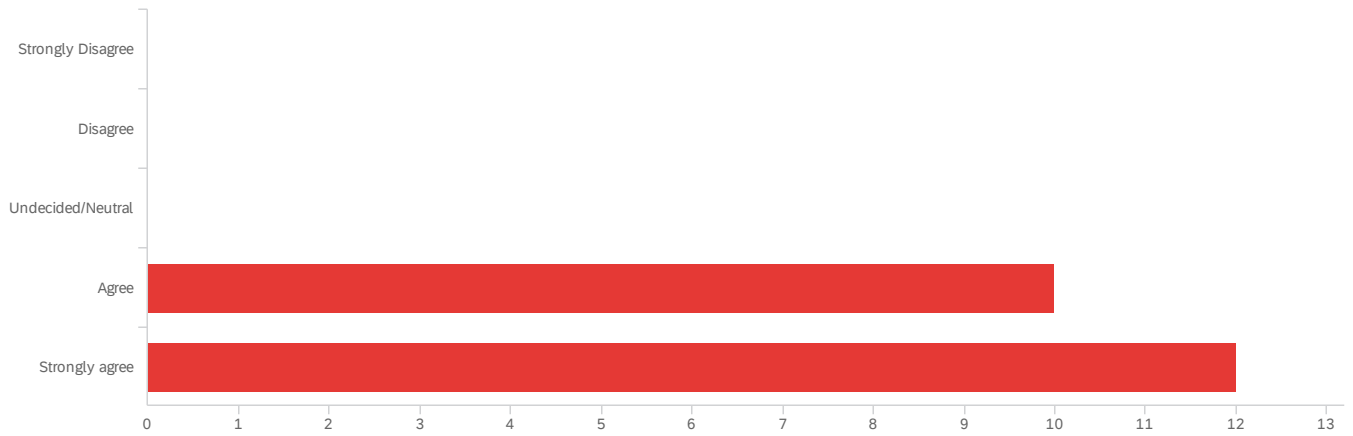


#	Field	Minimum	Maximum	Mean	Std Deviation	Variance	Count
1	This course challenged me to think and learn.	3.00	5.00	4.09	0.60	0.36	22

#	Field	Choice Count
1	Strongly Disagree	0.00% 0
2	Disagree	0.00% 0
3	Undecided/Neutral	13.64% 3
4	Agree	63.64% 14
5	Strongly agree	22.73% 5
		22

Showing rows 1 - 6 of 6

## Q16 - This course is well-organized.



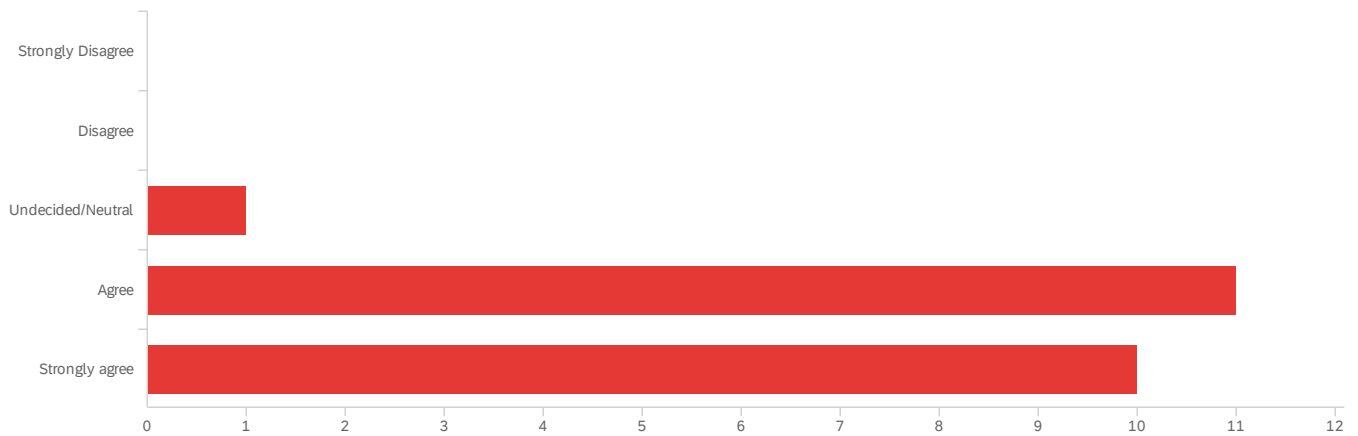
#	Field	Minimum	Maximum	Mean	Std Deviation	Variance	Count
1	This course is well-organized.	4.00	5.00	4.55	0.50	0.25	22

#	Field	Choice Count
1	Strongly Disagree	0.00% 0
2	Disagree	0.00% 0
3	Undecided/Neutral	0.00% 0
4	Agree	45.45% 10
5	Strongly agree	54.55% 12
		22

Showing rows 1 - 6 of 6



## Q17 - Assignments and activities were useful for helping me learn.

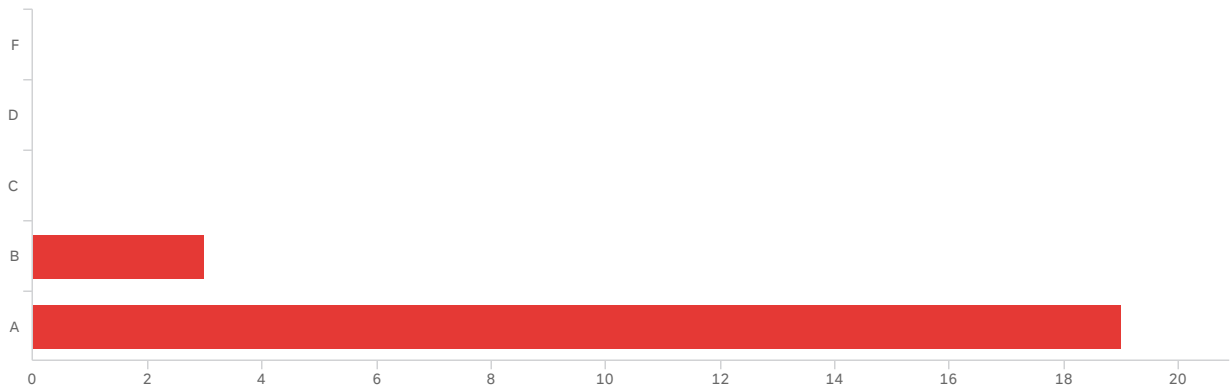


#	Field	Minimum	Maximum	Mean	Std Deviation	Variance	Count
1	Assignments and activities were useful for helping me learn.	3.00	5.00	4.41	0.58	0.33	22

#	Field	Choice Count
1	Strongly Disagree	0.00% 0
2	Disagree	0.00% 0
3	Undecided/Neutral	4.55% 1
4	Agree	50.00% 11
5	Strongly agree	45.45% 10
		22

Showing rows 1 - 6 of 6

Q18 - The grade I expect to get in this course is:

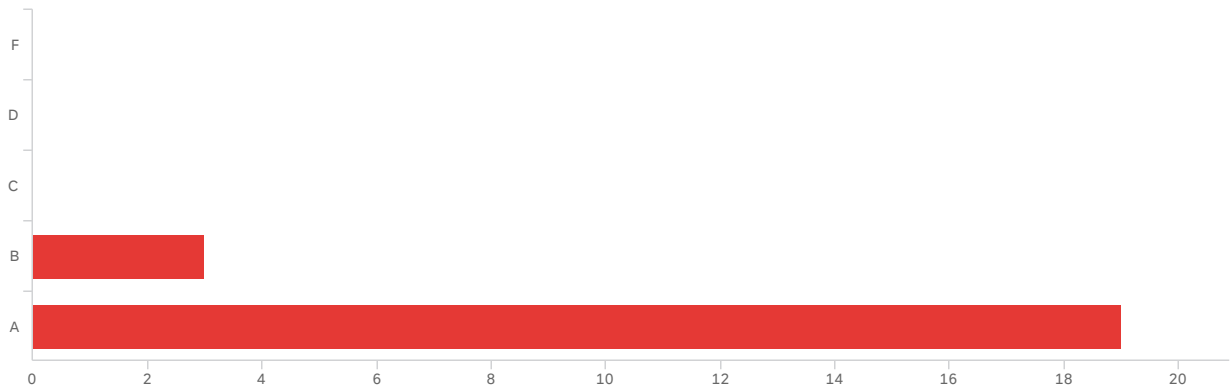


#	Field	Minimum	Maximum	Mean	Std Deviation	Variance	Count
1	The grade I expect to get in this course is:	4.00	5.00	4.86	0.34	0.12	22

#	Field	Choice Count
1	F	0.00% 0
2	D	0.00% 0
3	C	0.00% 0
4	B	13.64% 3
5	A	86.36% 19
		22

Showing rows 1 - 6 of 6

Q19 - The grade I deserve to get for this course is:



#	Field	Minimum	Maximum	Mean	Std Deviation	Variance	Count
1	The grade I deserve to get for this course is:	4.00	5.00	4.86	0.34	0.12	22

#	Field	Choice Count
1	F	0.00% 0
2	D	0.00% 0
3	C	0.00% 0
4	B	13.64% 3
5	A	86.36% 19
		22

Showing rows 1 - 6 of 6

Q20 - Please give a brief appraisal of the instructor and the course. Fee free to call attention to features that you may or not have liked, such as the instructor's professionalism, organizational skills, lecturing ability, choice of textbooks, tests, and grading policy, etc. Your responses are anonymous.

Please give a brief appraisal of the instructor and the course. Fee free to...

Enjoyed Mr. Jensen. He always responded to my emails in a timely matter and was a great teacher

Very effective in relating content to real-world applications. Very engaging.

I really enjoyed how the TA cared about the well-being of the students. He genuinely wanted all of us to succeed and he was willing to help in any way he could.

Thought Mr.Jensen was very organized and prepared us well for the course.

Colt Jensen was a great instructor and was always prepared for class in the morning.

Was a very good teacher and helped me learn.

The instructor was professional and able to lecture and facilitate interest well.

Jensen was a very good TA. He showed he cared about each of his students, and tried to get us involved, which is definitely difficult for an 8am class. He did good with presenting the information Dr. Bankert needed us to know, as well as additional information without dragging anything out or being ridiculously boring. I have not recieved my grade back for my essay yet, but I feel that he graded the quizzes pretty fairly. Class was organized. I had some technology issues throughout the semester, but Jensen was very helpful during the matter.

I felt that my professor did an excellent job at making the topics in class very easy to understand while also providing us with many resources if we felt we needed help. The organization of the class was straightforward and easy to follow. He was very interested in teaching and getting students to participate in discussions as well

My professor and TA for this course were so amazing. My TA helped me on countless times, even getting on a zoom call when no time to meet could fit in our schedules. He cares a lot about the subject and you can tell when he teaches. Colt Jensen is awesome!

Mr. Jensen was a highly knowledgeable and reliable teacher. He was always prompt and eager to respond to any questions we had, and it is apparent that he has a very well-rounded understanding of the American political system.

I enjoyed every aspect of this class. It was well organized, was not time demanding, and you can tell that the teacher genuinely is interested and cares about what he is doing.

This was an excellent class and I had absolutely no qualms!

This class was great as well as the breakout session!

Please give a brief appraisal of the instructor and the course. Fee free to...

---

Mr. Colt Jensen was a great TA for this course. He was very helpful, accessible, and enthusiastic about the subject. He was always super prepared and was able to add another layer of knowledge to the materials we learned in class

**End of Report**